



HUSTLER®

AUSTRALIAN CATALOGUE



2021



CONTENTS

RESIDENTIAL	6
DASH XD	6
RAPTOR X	8
RAPTOR XD	10
RAPTOR XDX	12
FASTRAK	14
RESIDENTIAL SPECIFICATIONS	16
COMMERCIAL	20
FASTRAKSDX	20
X-ONE	22
SUPER Z	24
SUPER Z HYPERDRIVE	26
HUSTLER Z DIESEL	28
SUPER 104	30
SUPER S	32
COMMERCIAL SPECIFICATIONS	34

WHY HUSTLER IS A BETTER MOWER

SMOOTHTRAK™ STEERING TWIN-LEVER
It's what makes driving a Hustler a better experience. Our mowers have the smoothest and most precise steering in the industry. You'll glide around obstacles and make zero-radius turns with ease.

PATENTED PARK BRAKES
Simple, convenient and patented system that automatically engages when you open the steering levers.

HEAVY-DUTY FABRICATED STEEL DECK
We are the industry leader in manufacturing robust and solid decks. The heavy-duty welded steel deck provides maximum strength and durability.

ZERO TURN PRECISION
Zero-turn mowers are designed to cut so closely around obstacles that there's virtually no need to trim. These mowers pivot through 180 degrees without leaving any uncut grass.

LOWER CENTRE OF GRAVITY
A reduced profile translates into tighter handling and stability and greater ease in getting on and off the mower.



THE HUSTLER STORY

FIRST WE CHANGED EVERYTHING

Hustler Turf Equipment was born of a simple need for a riding mower that could manoeuvre the irregular landscape of the family home, complete with bird baths, gardens and winding front walkways. The first Hustler mower was a compilation of mower parts and farm machinery, created by a genius named John Regier. Mr. Regier's mower cut grass and steered like no other. It could hug a flagpole or reverse directions at a fence line, with a turning radius of zero. With this, the world's first zero-turn mower was born.



**"OUR MISSION IS TO PROVIDE THE MOST DEPENDABLE, USEFUL AND TIME-
SAVING PRODUCTS IN TURF CARE."**



Since then, Hustler has become one of the leading turf care brands in the world. Across the globe, the Hustler brand signifies innovation, quality and superior customer care.

In addition to manufacturing the best-in-class mowers, Hustler is committed to providing a quality owner experience. Our mission is to provide the most dependable, useful, and time-saving products in turf care, while providing unmatched customer loyalty and the best warranty in the business.

Hustler's experienced dealers are always ready to answer questions and provide expert service to every customer. The growing Hustler family now includes more than 1200 U.S. dealers and more than 40 distributors worldwide.

By continually evolving the Hustler line, we have grown from humble beginnings to a leader in the industry. Our mowers undergo regular re-designs and improvements under the guidance of innovative Excel engineers, always living up to the highest Hustler standards. With every mower our goal remains the same – to provide our customers with a dependable mower that will help them complete more work in less time.

**Innovation and quality.
That's how Hustler changed everything.**

HISTORY IS MADE

When Mr. Regier brought his design to tractor cab manufacturer Excel Industries, the timing was perfect. He couldn't maintain the production demand on his own, and Excel was looking to expand its product line. When the folks at Excel saw the mower in action, they knew they had a product that would revolutionize the mowing industry. Under the direction of company president Roy Mullet, Excel began production of Hustler mowers at its plant in Hesston, Kansas.

1961 Roy Mullet's vision and entrepreneurial spirit was a catalyst for the company. Later that same year, he was appointed the president by the Board of Directors.

Effortlessly
outmanoeuvre a
lawn tractor.

ACRES PER HOUR*

34" - 1.65

42" - 2.04

48" - 2.33

*Number based on 80% efficiency. This rating is to account for actual mowing conditions including overlapping, turning and terrain.

7.6L

FUEL CAPACITY

18"

DRIVE TYRES

9.7

SPEED K/HR



SMOOTHTRAK
STEERING

INTRODUCING THE

DASH XD



*48" deck shown.

DOMESTIC WARRANTY

2
YEAR

200
HOUR LIMIT



COMPACT SIZE

34" Easily fits through most gates making backyard mowing easy and ideal for garage storage



STRONG FRAME

Welded fully tubular frame.

If you've got grass that grows, now you can get a Hustler that mows, even in a small yard. The new Hustler Dash XD enables homeowners with a $\frac{3}{4}$ -acre yard or less to experience the speed and precision of a zero-turn mower. Choose from three welded-steel deck sizes (34", 42" or 48") and its compact size makes it easy to store just about anywhere, from garages to sheds. Featuring Hustler's patented automatic park brake and a convenient foot-operated deck lift, the Dash XD mows zero-turn circles around traditional lawn tractors. Find out how the Dash XD can change your yard today.

RAPTOR^X



WIDER STANCE

Additional operator platform width provides more room and comfort for the operator.



PREMIUM SEAT

Provides a comfortable ride with armrests and added airflow to the back.



EXCLUSIVE 18" BIGBITE™ REAR TYRES

We worked directly with the tyre manufacturer on this design. You will not find them anywhere else.

11.4L	18"	10.5
FUEL CAPACITY	DRIVE TYRES	SPEED K/HR

FOOT-OPERATED DECK LIFT

Easily adjust the deck height between 1.5" - 4.5" with less effort than hand operated levers found on other brands.



*54" deck shown.

PREMIUM RESIDENTIAL FRAME

Continuous one-piece 1½ inch by 3 inch welded tubular frame not seen on any other residential mower. #1 in Class

ACRES PER HOUR*

42" - 2.38

54" - 3.01

*Number based on 80% efficiency. This rating is to account for actual mowing conditions including overlapping, turning and terrain.

DOMESTIC WARRANTY

3 YEAR

300 HOUR LIMIT

RESIDENTIAL

Take your lawn from ragged to remarkable.

These machines are built with welded-steel decks and frames. Combine that with Hustler's exclusive SmoothTrak™ steering and our patented park brake system, which engages automatically, and you'll wonder why you ever tried to mow your lawn any other way.

SMOOTHTRAK
STEERING



RAPTOR XD



HIGHER-BACK SEAT
and added padding for comfort.



**BIGGER 20" BIGBITE™
REAR TYRES**
We worked directly with the tyre manufacturer on
this design. You will not find them anywhere else.

11.4L
FUEL CAPACITY

20"
DRIVE TYRES

12
SPEED K/HR



*54" deck shown.

DOMESTIC WARRANTY
3 YEAR
300 HOUR LIMIT

COMMERCIAL WARRANTY
3 YEAR
300 HOUR LIMIT

ACRES PER HOUR*

42" - 2.54

48" - 2.91

54" - 3.27

*Number based on 80% efficiency. This rating
is to account for actual mowing conditions
including overlapping, turning and terrain.



**SMOOTHTRAK
STEERING**

Make small work out of bigger yards.

The Raptor XD is a low profile, heavy-duty premium residential zero-turn with a deep fabricated steel deck, toughest front end with large 13" caster tyres, and exceptional control and handling. With large BigBite drive tyres and Hustler's exclusive SmoothTrak™ steering, you can navigate smoothly even over rugged terrain, regardless of the turf conditions.



SMOOTHTRAK
STEERING



ACRES PER HOUR*

48" - 3.1
54" - 3.49
60" - 3.88

*Number based on 80% efficiency. This rating is to account for actual mowing conditions including overlapping, turning and terrain.

11.4L

FUEL CAPACITY

22"

DRIVE TYRES

12.5

SPEED K/HR

Commercial quality
residential mower for
tough jobs.

DOMESTIC WARRANTY

3
YEAR

400
HOUR LIMIT

COMMERCIAL WARRANTY

3
YEAR

400
HOUR LIMIT

RAPTOR
XDX



*54" deck shown.



COMMERCIAL GRADE DECK

10 Gauge, front bull nose bumper,
replaceable trim guard.



BIGGER 22" BIGBITE™
REAR TYRES

The Raptor XDX is a commercial-quality mower built for the toughest, large residential yards. 10-gauge heavy duty steel decks provide unmatched durability, front bull nose bumper and replaceable trim guard. The XDX features everything you love about the Raptor XD, and then some. With massive 22-inch Big Bite Rear tyres for unsurpassed traction, a premium bolstered seat with internal suspension for the ultimate in comfort and speeds up to 12.5 k/hr.

FASTRAK



COMMERCIAL-GRADE KAWASAKI FT ENGINE

With Vortical Air Filtration assists with cleaning debris that extends engine life.



R.O.P.S.

Roll-over protection system included.



EASY SERVICEABILITY

Flip-up seat pan and removable floor pan and toolless removable pulley covers makes maintenance easy and simple.

19L	23"	12.9
FUEL CAPACITY	DRIVE TYRES	SPEED K/HR

FOOT-OPERATED DECK LIFT

Easily adjust the deck height between 1.5" - 4.5" with less effort than hand operated levers found on other brands.



*54" deck shown.

FABRICATED FRAME FOR DURABILITY

1.5" x 3.0" steel frame making it one of the toughest and most durable in its class.

DOMESTIC WARRANTY

4 YEAR
750 HOUR LIMIT

COMMERCIAL WARRANTY

4 YEAR
750 HOUR LIMIT



Finish your yardwork with confidence.

If you've got a yard with tough terrain and demanding conditions, then the FasTrak is the mower you need to make your job easier. Engineered for bigger yards, the FasTrak outperforms everybody's expectations.

ACRES PER HOUR*

48" - 3.1
54" - 3.49
60" - 3.88

*Number based on 80% efficiency. This rating is to account for actual mowing conditions including overlapping, turning and terrain.

**SMOOTHTRAK
STEERING**



DASH XD

RAPTOR X

RAPTOR XD

CUTTING WIDTH	34"/42"/48"	42"/54"	42"/48"/54"
ENGINE	Kawasaki FR541/Kawasaki FR541/Kawasaki FR600	Kawasaki FR651/Kawasaki FR691	Kawasaki FR651/Kawasaki FR691/Kawasaki FR691
HP/DISPLACEMENT	15HP, 603cc/15HP, 603cc/18HP, 603cc	21.5HP, 726cc/23HP, 726cc	21.5HP, 726cc/23HP, 726cc/23HP, 726cc
COOLING	Air cooled	Air cooled	Air cooled
ENGINE WARRANTY	3 Years	3 Years	3 Years
TRANSMISSION	Hydro Gear ZT-1800	Hydro Gear ZT-2200	Hydro Gear ZT-2800
GROUND SPEED (K/HR)	9.7	10.5	12
PARKING BRAKES	Patented Automatic	Patented Automatic	Patented Automatic
CUTTING HEIGHT	1.5" -4.5"	1.5"-4.5"	1.5"-4.5"
DECK LIFT	Foot operated	Foot operated	Foot operated
DECK DEPTH	4.1"	4.5"	4.5"
BLADES	34"x2/42"x2/48"x3	42"x2/54"x3	42"x2/48"x3/54"x3
BLADE LENGTH	16.75"/20.50"/16.50"	20.50"/18.50"	20.50"/16.50"/18.50"
BLADE TIP SPEED (FPM)	17500/17800/17200	18000/18600	18400/18500/18800
SPINDLES	Aluminium with 3/4" shaft and twin bearing with triple seal protection	Aluminium with 1" shaft with twin double lip sealed ball bearings	Aluminium with 1" shaft with twin double lip sealed ball bearings
DECK CONSTRUCTION	Fabricated 11 Gauge with reinforced 14 gauge spindle mounts 1/4" x 3/4" steel impact bar , trim side only	Fabricated 11 Gauge with reinforced 7 gauge spindle mounts 1/4" x 1" steel impact bar, trim side only	Fabricated 11 Gauge with reinforced 7 gauge spindle mounts 1/4" x 1" steel impact bar, trim side only
SPINDLE MOUNTS	14 Gauge	7 Gauge	7 Gauge
FRAME CONSTRUCTION	1"x 2" Steel Tubular Frame Welded	1.50" x 3" Steel Tubular Frame Welded	1.50" x 3" Steel Tubular Frame Welded
FRONT CASTER WHEEL BEARINGS	Commerical duty steel roller bearings	Commercial duty sealed ball bearings	Commercial duty sealed ball bearings
FRONT CASTER FORKS	Fabricated 1/4" steel	Fabricated 1/4" steel	Fabricated 3/8 " steel
FUEL CAPACITY	7.6L	11.4L	11.4L
CUP HOLDER	yes	yes	yes
SEAT	Bolstered Mid back seat	Bolstered Mid back seat with armrests	Bolstered High back seat with armrests
FRONT TYRE	11x4	11x5/11x6	13x5/13x6.5
DRIVE TYRE	18x6-8/18x8.5-8/18x8.5-8	18x8.5-8/18x10.5-8	20x8-10/20x8-10/20x12-12
WEIGHT (KG)	206.8/212.3/222.7	244/256.4	280/285/296.8
HEIGHT (MM)	1016	1036.32	1109.98
LENGTH (MM)	1663.7/1663.7/1663.7	1747.52/1793.24	1760.2/1760.2/1805.94
WIDTH W/CHUTE UP (MM)	952.5/1098.55/1225.55	1155.7/1488.44	1163.32/1333.5/1485.9
TYRE WIDTH (MM)	889/1041.4/1041.4	1092.2/1181.1	1066.8/1066.8/1234.44
TRIM SIDE	yes	yes	yes
ACRES PER HOUR	1.65/2.04/2.33	2.38/3.01	2.54/2.91/3.27
WARRANTY	2 Years / 200 Hours - Domestic	3 Years / 300 Hours - Domestic	3 Years / 300 Hours - Domestic 3 Years / 300 Hours- Commercial

RAPTOR XDX

FASTRAK

48"/54"/60"	48"/54"/60"
Kawasaki FR691/Kawasaki FR691/Kawasaki FR730	Kawasaki FT691/Kawasaki FT691/Kawasaki FT730
23HP, 726cc/23HP, 726cc/24HP, 726cc	22HP, 726cc/22HP, 726cc/23.5HP, 726cc
Air cooled	Air cooled
3 Years	3 Years
Hydro Gear ZT-3100	Hydro Gear ZT3200
12.5	12.9
Patented Automatic	Patented Automatic
1.5"-4.5"	1.5"-4.5"
Foot operated	Foot operated
5"	5"
48" x3/54" x3/60" x3	48" x3/54" x3/60" x3
16.50"/18.50"/20.50"	16.50"/18.50"/20.50"
18600/18900/18400	18600/18900/18400
Aluminium with 1" shaft with twin double lip sealed ball bearings	Aluminium with 1" shaft with twin double lip sealed ball bearings
Fabricated 10 Gauge with reinforced 11 gauge spindle mounts 11 Gauge formed channel with rolled edge	Fabricated 10 Gauge with reinforced 11 gauge spindle mounts 11 Gauge formed channel with rolled edge
11 Gauge	11 Gauge
1.50" x 3" Steel Tubular Frame Welded	1.50" x 3" Steel Tubular Frame Welded
Commercial duty sealed ball bearings	Commercial duty greasable ball bearings
Fabricated 3/8 " steel	Fabricated 3/8 " steel
11.4L	19L
yes	yes
Bolstered extra high back seat with armrests	High Back suspension seat with armrests
13x6.5	13x5-6/13x6.5-6
22x9.5-10/22x11-10/22x11-10	23x9.5-10/23x11-10/23x11-10
293.6/308.2/322.7	379.5/384/393
1109.98	N/A
1805.94/1805.94/1805.94	1869.44/1890.27/1928.37
1285.24/1447.8/1579.88	1247.14/1399.54/1551.94
1163.32/1234.44/1234.44	1193.8/1320.8/1320.8
yes	yes
3.1/3.49/3.88	3.1/3.49/3.88
3 Years / 400 Hours - Domestic 3 Years / 400 Hours- Commercial	4 Years / 750 Hours - Domestic 4 Years / 750 Hours- Commercial





Our mowers undergo regular re-designs and improvements under the guidance of innovative Excel engineers, always living up to the highest Hustler standards. With every mower, our goal remains the same – to provide our customers with a dependable mower that will help them complete more work in less time.

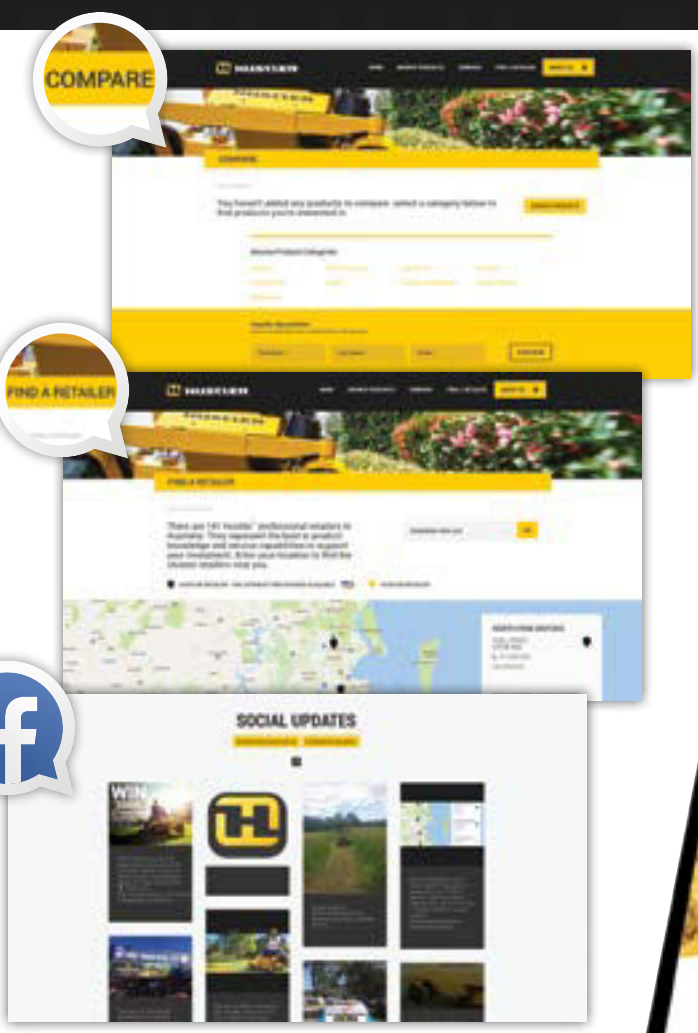
Once we've designed a mower we love, we rigorously test every model, leaving nothing to chance. Our mowers meet expectations that are higher than industry standards. Hustler owners can rely on their mowers to be tough, fast, smooth and the most reliable on the market.

VISIT OUR HUSTLER® WEBSITE


Browse through our comprehensive range of units with a click of a button.

Read through all unit specs, find special pricing and sales, compare units, submit your questions.

Keep up to date with the Hustler website.



You can also Follow us on facebook.com/hustler.AUS



SIGN UP FOR OUR HUSTLER NEWSLETTER
Stay up to date with news, competitions, and specials



19L
FUEL CAPACITY

23"
DRIVE TYRES

14.5
SPEED K/HR

Commercial-Grade
power, performance.



**SMOOTHTRAK
STEERING**



ACRES PER HOUR*
48" - 3.49
54" - 3.93
60" - 4.36

*Number based on 80% efficiency. This rating is to account for actual mowing conditions including overlapping, turning and terrain.



FASTRAK SDX

**EXTRA HIGH-BACK
SUSPENSION SEAT**
Higher backrest and more bolstered back cushion.

KAWASAKI FX ENGINE
Full Commercial Remote Canister Air Cleaner.

LARGER TRANSMISSIONS
Hydro-Gear ZT-3400

*54" deck shown.

DOMESTIC WARRANTY

4 YEAR
1000 HOUR LIMIT

COMMERCIAL WARRANTY

4 YEAR
1000 HOUR LIMIT



The FasTrak SDX offers commercial-grade power and performance at an unbeatable value. With the strength of up to 60" welded steel decks and a wide front end, the SDX can take on any job. And, thanks to heavy-duty commercial transmissions, the FasTrak SDX makes quick work of expansive areas at speeds of up to 14.5 kilometres per hour.



MADE IN USA

ACRES PER HOUR*
54" - 5.73
60" - 6.36

*Number based on 80% efficiency. This rating is to account for actual mowing conditions including overlapping, turning and terrain.

44.6L
FUEL CAPACITY

24"
DRIVE TYRES

16.9
SPEED K/HR



SMOOTHTRAK STEERING

DOMESTIC WARRANTY

5 YEAR	500 HOUR LIMIT
------------------	--------------------------

COMMERCIAL WARRANTY

2 YEAR	NO HOUR LIMIT
------------------	-------------------------

X-ONE



*60" deck shown.

VX4 TECHNOLOGY

COMMERCIAL

HUSTLER DECK TECHNOLOGY IS A CUT ABOVE THE INDUSTRY

VERSATILITY
Adjustable front inner wall allows deck performance to be optimised for all grass conditions and seasons.

VELOCITY
The progressively larger tunnel in front of the blades, and a wider discharge opening, moves grass through the deck faster resulting in greater discharge dispersion.

VOLUME
Higher air and grass volume throughput results in less material carried in the cutting chambers. This allows for higher ground speed without compromising cut quality.

VACUUM
The grass is lifted more effectively. This results in a crisp, clean cut and appearance every time.





MADE IN USA

I3M SUSPENSION SEAT

High-back seat with adjustable armrests and 3-inch travel range.

VX4
TECHNOLOGY

FABRICATED 7 GA. STEEL DECK

Engineered to move more grass at high speeds while maintaining cut-quality.

SUPER Z

COMMERCIAL

44.3L

FUEL CAPACITY

24"

DRIVE TYRES

22.5

SPEED K/HR

ACRES PER HOUR*

54" - 6.11

60" - 6.78

60"RD - 6.78

*Number based on 80% efficiency. This rating is to account for actual mowing conditions including overlapping, turning and terrain.



*60" deck shown.

DOMESTIC WARRANTY	
5 YEAR	500 HOUR LIMIT

COMMERCIAL WARRANTY	
2 YEAR	NO HOUR LIMIT



SMOOTHTRAK
STEERING

Reliability and productivity in one super combo.

Enjoy the extraordinary productivity you can achieve with the Super Z mower. Its acclaimed VX4 deck technology cuts and disperses grass quickly and efficiently regardless of turf conditions. Its suspension seat with armrests increases operator comfort. Plus, at speeds up to 22.5 k/hr and an 44.3L fuel tank, you can finish your work and have fun at the same time regardless of the turf conditions.



HYPERDRIVE



HYPERDRIVE SYSTEM
Increase the life and performance of your mower with Hustler's exclusive HyperDrive system, the largest, most durable drive system in the industry. With temperature regulation and heavy-duty components, HyperDrive will keep you operating at peak performance.

VX4 TECHNOLOGY
FABRICATED 7 GA. STEEL DECK
Engineered for a perfect cut every time.

Powerhouse that delivers unrivalled performance.

Decrease your downtime and increase your productivity with the Super Z HyperDrive, featuring Hustler's exclusive HyperDrive transmission system. With the HyperDrive, you also get premium comfort and back support with a 13M suspension seat with adjustable armrests and back. And at up to 25.7 k/hr , this zero-turn mower gets the job done at lightspeed.

COMMERCIAL-GRADE TORQUE
Hydro-Gear 21cc PY pumps and Parker TG310 wheel motors.



*60" deck shown.

ACRES PER HOUR*
60" - 7.76
72" - 9.31
60"RD - 7.76
*Number based on 80% efficiency. This rating is to account for actual mowing conditions including overlapping, turning and terrain.

44.3L FUEL CAPACITY	26" DRIVE TYRES	25.7 SPEED K/HR
-------------------------------	---------------------------	---------------------------



DOMESTIC WARRANTY		COMMERCIAL WARRANTY	
5 YEAR	500 HOUR LIMIT	2 YEAR	NO HOUR LIMIT

SMOOTHTRAK STEERING





DIESEL Z

VX4
TECHNOLOGY

FABRICATED 7 GA. STEEL DECK

Engineered to move more grass at high speeds while maintaining cut-quality.

54.7L

FUEL CAPACITY

24"

DRIVE TYRES

18.5

SPEED K/HR

I3M SUSPENSION SEAT

High-back seat with adjustable armrests and 3-inch travel range.

SHIBAURA LIQUID COOLED DIESEL ENGINE

Powerful 25 horsepower engine for heavy-duty mowing jobs. Mounted sideways for serviceability and compactness.

FABRICATED FRAME FOR DURABILITY

1.5" x 3.0" steel frame making it one of the toughest and most durable in its class.

*72" deck shown.

Diesel power to do any job.

Get the job done while increasing your fuel economy with the Hustler Z Diesel. This machine comes with a powerful 25-horsepower diesel engine for heavy-duty mowing jobs, and it also features Hustler's acclaimed VX4 deck technology to cut and disperse grass clippings efficiently.

ACRES PER HOUR*

60" - 5.57

72" - 6.68

60"RD - 5.57

*Number based on 80% efficiency. This rating is to account for actual mowing conditions including overlapping, turning and terrain.

DOMESTIC WARRANTY

5
YEAR

500
HOUR LIMIT

COMMERCIAL WARRANTY

2
YEAR

NO
HOUR LIMIT

SMOOTHTRAK
STEERING



SUPER 104

104" cut width, makes big jobs a breeze.

45.6L

FUEL CAPACITY

26"

DRIVE TYRES

17.7

SPEED K/HR



HYDRAULIC DECK HEIGHT ADJUSTMENT
Save effort with hydraulically powered deck height adjustments.

80" TRANSPORT WIDTH
A wide area mower with an 80" transport width that fits most trailers.

ACRES PER HOUR*
104" - 9.24

*Number based on 80% efficiency. This rating is to account for actual mowing conditions including overlapping, turning and terrain.

DOMESTIC WARRANTY

5

YEAR

500 HOUR LIMIT

COMMERCIAL WARRANTY

2

YEAR

NO HOUR LIMIT

SMOOTHTRAK STEERING



Easily cut and maintain acres of turf with Hustler's Super 104. With a cutting width of 104", zero-turn precision, and up to an impressive 17.7 k/hr speed, this machine is in a class by itself. Its industrial-grade HyperDrive Hydro System is engineered to handle thousands of hours of the toughest jobs out there. When you need get it to your jobsite, the Super 104 folds into an 80" transport width. With a welded steel deck, and a 45.6L fuel tank, you can enjoy extreme performance all day long.

SUPER S



COMPACT DESIGN
Small footprint, can go where other machines can't.



ERGONOMIC CONTROLS
Provides less operator fatigue, easy to handle.



OPERATOR COMFORT
Features exceptional operator positioning for all-day comfort.

SERVICE FRIENDLY DESIGN
Designed to make maintenance and service simple and easy.



*52" deck shown.



ACRES PER HOUR*
36" - 2.33

*Number based on 80% efficiency. This rating is to account for actual mowing conditions including overlapping, turning and terrain.

30.28L

FUEL CAPACITY

20"

DRIVE TYRES

10.46

SPEED K/HR

DOMESTIC WARRANTY

5
YEAR

500
HOUR LIMIT

COMMERCIAL WARRANTY

2
YEAR

NO
HOUR LIMIT

**SMOOTHTRAK
STEERING**



A stand-on with exceptional operator comfort, control and manoeuvrability.

Hustler's Super S features superior operator comfort and positioning, operator-friendly controls and a compact stance that makes navigating tight spaces easy.

FASTRAK SDX

X-ONE

SUPER Z

SUPER Z HD

SUPER Z HD EFI

HUSTLER Z

104

SUPER S

COMMERCIAL

FRONT CASTER WHEEL BEARINGS	CUTTING WIDTH	48"/54"/60"	54"/60"	54"/60"/60"RD	60"/72"/60"RD
	ENGINE	Kawasaki FX691/Kawasaki FX691/Kawasaki FX730	Kawasaki FX850/Kawasaki FX850	Kawasaki FX850/Kawasaki FX850/Kawasaki FX850	Kawasaki FX1000/Kawasaki FX1000/Kawasaki FX1000
	HP/DISPLACEMENT	22HP, 726cc/22HP, 726cc/23.5HP, 726cc	27HP, 852cc/27HP, 852cc	27HP, 852cc/27HP, 852cc/27HP, 852cc	35HP, 999cc/35HP, 999cc/35HP, 999cc
	COOLING	Air cooled	Air cooled	Air cooled	Air cooled
	ENGINE WARRANTY	3 Years	3 Years	3 Years	3 Years
	TRANSMISSION	Hydro Gear ZT3400	Parker Unitized 12cc pump	Hydro Gear 21cc pump	Danfoss DDC-20
	WHEEL MOTORS			Parker TG310	Parker TG280
	GROUND SPEED (K/HR)	14.5	16.9	22.5	25.7
	PARKING BRAKES	Patented Automatic	Patented Automatic	Patented Automatic	Patented Automatic
	CUTTING HEIGHT	1.5"-4.5"	1"-5.5"	1"-5.5"	1"-5.5"
	DECK LIFT	Foot operated	Foot operated	Foot operated	Foot operated
	DECK DEPTH	5"	5.5"	5.5"	5.5"
	BLADES	48"x3/54"x3/60"x3	54"x3/60"x3	54"x3/60"x3	60"x3/72"x3
	BLADE LENGTH	16.50"/18.50"/20.50"	18.50"/20.50"	18.50"/20.50"/20.50"	20.50"/24.50"/20.50"
	BLADE TIP SPEED (FPM)	18600/18900/18400	18600/18600	18600/18600/18600	18600/18500/18600
	SPINDLES	Aluminium with 1" shaft with twin double lip sealed ball bearings	Ductile cast iron with 1" steel shaft with double lip sealed ball bearings, greasable spindles	Ductile cast iron with 1" steel shaft with double lip sealed ball bearings, greasable spindles	Ductile cast iron with 1" steel shaft with double lip sealed ball bearings, greasable spindles
	DECK CONSTRUCTION	Fabricated 10 Gauge with reinforced 11 gauge spindle mounts, 11 Gauge formed channel with rolled edge	Fabricated 7 Gauge with reinforced 7 gauge spindle mounts, 11 Gauge formed bumper bar and 1.5"x 375" steel bar on trim side	Fabricated 7 Gauge with reinforced 7 gauge spindle mounts, 11 Gauge formed bumper bar and 1.5"x 375" steel bar on trim side	Fabricated 7 Gauge with reinforced 7 gauge spindle mounts, 11 Gauge formed bumper bar and 1.5"x 375" steel bar on trim side
	SPINDLE MOUNTS	11 Gauge	7 Gauge	7 Gauge	7 Gauge
	FRAME CONSTRUCTION	1.50" x 3" Steel Tubular Frame Welded	1.50" x 3" Steel Tubular Frame Welded	1.50" x 3" Steel Tubular Frame Welded	1.50" x 3" Steel Tubular Frame Welded
	FRONT CASTER WHEEL BEARINGS	Commercial duty greasable ball bearings	Commercial tapered greasable wheel bearings with debris cap	Commercial tapered greasable wheel bearings with debris cap	Commercial tapered greasable wheel bearings with debris cap
	FRONT CASTER FORKS	Fabricated 3/8 " steel	Fabricated 1/2" steel	Fabricated 1/2" steel	Fabricated 1/2" steel
	FUEL CAPACITY	19L	44.6L	44.3L	44.3L
	CUP HOLDER	yes	yes	yes	yes
	SEAT	Extra high back suspension seat with armrests	Extra high back suspension seat with armrests	Deluxe high back I3M Suspension seat with armrests	Deluxe high back I3M Suspension seat with armrests
	FRONT TYRE	13x5-6/13x6.5-6	13x6.5-6	13x6.5-6	13x6.5-6
	DRIVE TYRE	23x9.5-10/23x11-10/23x11-10	24x9.5-12/24x12-12	24x9.5-12/24x12-12/24x12-12	26x12-12/26x12-12/26x12-12
	WEIGHT (KG)	391.8/405/416.4	563.6/565.9	645.5/659.5/712	698/725.5/730
	HEIGHT (MM)	1744.98 (ROPs up) 1242.06 (ROPS down)	1841.5 (ROPs up) 1244.6 (ROPS down)	1841.5 (ROPs up) 1188.72 (ROPS down)	1866.9 (ROPs up) 1214.12 (ROPS down)
	LENGTH (MM)	1869.44/1890.27/1928.37	2037.08/2037.08	2260.6/2260.6/2324	2260.6/2362.2/2324
	WIDTH W/CHUTE UP (MM)	1247.14/1399.54/1551.94	1524/1676.4	1524/1676.4/1676.4	1676.4/1981/1676.4
	TYRE WIDTH (MM)	1193.8/1320.8/1320.8	1295.4/1384.3	1295.4/1384.3/1384.3	1447.8/1524/1447.8
	TRIM SIDE	yes	yes	yes	yes
	ACRES PER HOUR	3.49/3.93/4.36	5.73/6.36	6.11/6.78	7.76/9.31
	WARRANTY	4 Years / 1000 Hours - Domestic 4 Years / 1000 Hours- Commercial	5 Years / 500 Hours - Domestic 2 Years / No Hour Limit- Commercial	5 Years / 500 Hours - Domestic 2 Years / No Hour Limit- Commercial	5 Years / 500 Hours - Domestic 2 Years / No Hour Limit- Commercial

60"/72"	60"/72"/60"RD	104"	36"
Kawasaki FX1000EFI/Kawasaki FX1000EFI	Shibaura Diesel/Shibaura Diesel/Shibaura Diesel	Kawasaki FX1000EFI	Kawasaki FX600
38.5HP, 999cc/38.5HP, 999cc	25HP, 1131cc/25HP, 1131cc/25HP, 1131cc	38.5HP, 999cc	19HP, 603cc
Air cooled	Liquid cooled	Air cooled	Air cooled
3 Years	3 Years	3 Years	3 Years
Danfoss DDC-20	Tandem Hydro Gear 21cc pump	Danfoss DDC-20	Hydro Gear 10cc pump
Parker TG280	Parker TG0335	Parker TG0360	Parker TL0195
25.7	18.5	17.7	10.46
Patented Automatic	Patented Automatic	Patented Automatic	Patented Automatic
1"-5.5"	1"-5.5"	1"-5.5"	1"-5.5"
Foot operated	Foot operated	Foot operated	Hand Operated
5.5"	5.5"	5.5"	5.5"
60"x3/72"x3	60"x3/72"x3	104"x5	36"x2
20.50"/24.50"	20.50"/24.50"/20.50"	23.86" x2/20.50" x 3	17.86"
18600/18500	18600/18500/18600	18500	18400
Ductile cast iron with 1" steel shaft with double lip sealed ball bearings, greasable spindles	Ductile cast iron with 1" steel shaft with double lip sealed ball bearings, greasable spindles	Ductile cast iron with 1" steel shaft with double lip sealed ball bearings, greasable spindles	Ductile cast iron with 1" steel shaft with double lip sealed ball bearings, greasable spindles
Fabricated 7 Gauge with reinforced 7 gauge spindle mounts, 11 Gauge formed bumper bar and 1.5"x 375" steel bar on trim side	Fabricated 7 Gauge with reinforced 7 gauge spindle mounts, 11 Gauge formed bumper bar and 1.5"x 375" steel bar on trim side	Fabricated 11 Gauge with reinforced 7 gauge spindle mounts and 1.5" x .375" steel bar protector on the impact and trim areas of the decks.	Fabricated 7 Gauge with reinforced 11 gauge spindle mounts, 11 Gauge formed bumper bar and 1.5"x 375" steel bar on trim side
7 Gauge	7 Gauge	7 Gauge	11 Gauge
1.50" x 3" Steel Tubular Frame Welded	1.50" x 3" Steel Tubular Frame Welded	1.50" x 3" Steel Tubular Frame Welded	1.50" x 2" Steel Tubular Frame Welded
Commercial tapered greasable wheel bearings with debris cap	Commercial tapered greasable wheel bearings with debris cap	Commercial tapered greasable wheel bearings with debris cap	Commercial tapered greasable wheel bearings with debris cap
Fabricated 1/2" steel	Fabricated 1/2" steel	Fabricated 1/2" steel	Fabricated 3/8" steel
44.3L	54.7L	45.6L	30.28L
yes	yes	yes	N/A
Deluxe high back I3M Suspension seat with armrests	Deluxe high back suspension seat with armrests	Deluxe high back I3M Suspension seat with armrests	N/A
13x6.5-6	13x6.5-6	15x6-6	11x4-5
26x12-12/26x12-12	24x12-12/24x12-12/24x12-12	26x12-12	20 x8.5-10
698/725.5	752.7/777.7/802.7	1136.36	395.1
1866.9 (ROPs up) 1214.12 (ROPS down)	1752.6 (ROPs up) 1295.4 (ROPS down)	1816.1 (ROPs up) 1371.6 (ROPS down)	1214.9
2260.6/2362.2	2204.7/2296.2/2204.7	2425.7	1612.9
1676.4/1981	1676.4/1981.2/1676.4	106.1 wings down /1841.5 wings up	990.6
1447.8/1524	1422.4/1422.4/1422.4	1531.62	922.02
Yes	Yes	Yes	Yes
7.76/9.31	5.57/6.68	9.24	2.33
5 Years / 500 Hours - Domestic 2 Years / No Hour Limit- Commercial	5 Years / 500 Hours - Domestic 2 Years / No Hour Limit- Commercial	5 Years / 500 Hours - Domestic 2 Years / No Hour Limit- Commercial	5 Years / 500 Hours - Domestic 2 Years / No Hour Limit- Commercial




VISIT OUR
HUSTLER
WEBSITE

Browse through our comprehensive range of units with a click of a button.

Read through all unit specs, find special pricing and sales, compare units, submit your questions.

Keep up to date with the Hustler website.



hustlermower.com.au



You can also Follow us on
facebook.com/hustler.AUS



PLP shall not be liable for technical or editorial errors or omissions contained herein, nor for incidental or consequential damages resulting from furnishing this material.

The information is provided "as is" without warranty of any kind and is subject to change without notice. PLP also reserves the right to revise the content of this document at any time without prior notice. For more information regarding unit specs and availability, please see your local dealer. No part of this document may be reproduced or transmitted in any form or by any means, electronic or mechanical, including photocopying, recording or storing in a retrieval system, or translated into any language in any form without prior written permission of PLP.

Copyright © 2020 Roy Gripske & Sons Pty. Ltd. All rights reserved.

#CAT_1199159711441125

Latest Update December 2020.

Photographic images are for illustrative purposes only.

1 300 363 027 | 1 800 33 22 13



hustlermower.com.au